




ADesignStudio.



NOTES NL1 INWALL NIGHT LIGHT

1505.A0001

Designed with ADesignStudio

FITTING TYPE

Wall (Semi Recessed)

CONSTRUCTION

Alabaster, brass body (engine)

FINISH

See page 2 for finish options

SPECIFICATION

Source: x1 LED (Vf 3V)

Power: 2.1W @ 700mA Constant Current

Output: Ambient

Colour Temperature: 2700K / 3000K

Colour Rendering Index: CRI90

Ingress Protection: IP66

CONTROL

Remote Driver - Refer To Our Driver

Specification Guide For Non-Dim / Dali / Push

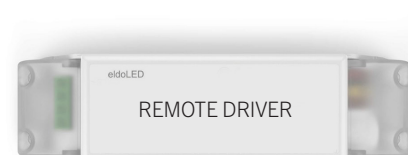
Dim / 0-10v Dim / Triac Phase Dim

CORD LENGTH

500mm

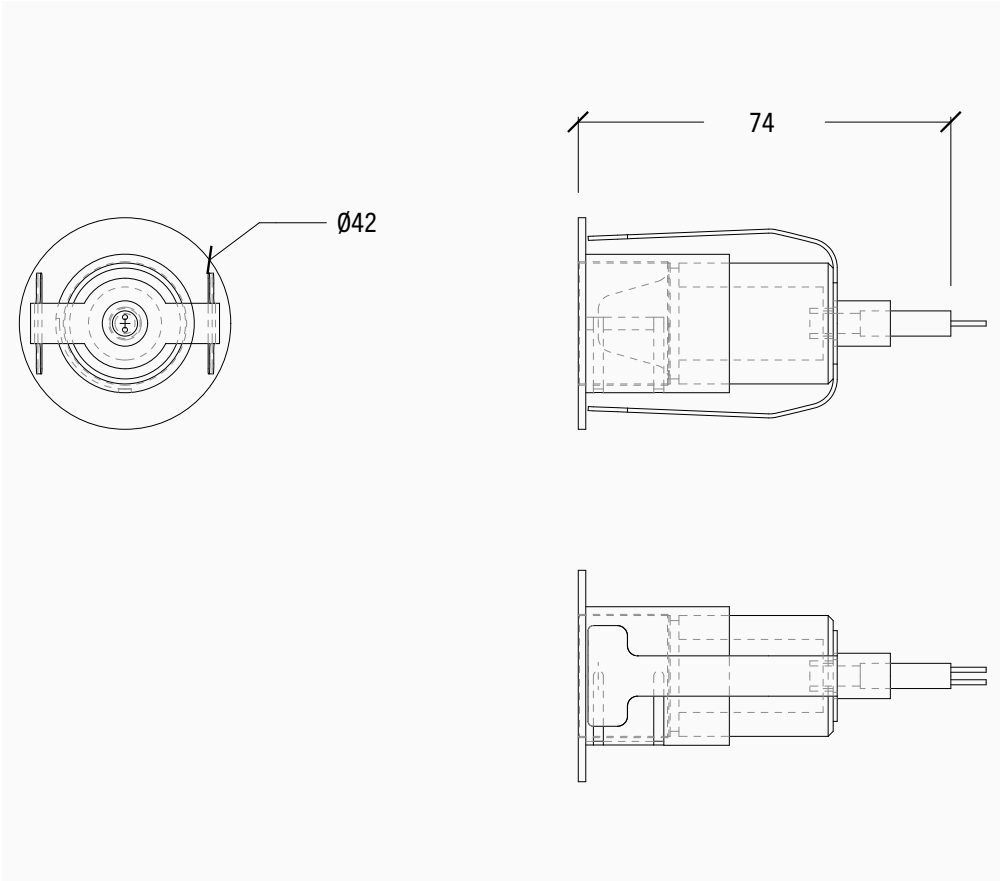
WEIGHT

.02 KG





ADesignStudio.



NOTES NL1 INWALL NIGHT LIGHT
1505.A0001

Designed with ADesignStudio

DIMENSIONS
Ø 42mm X 74mm D

NOTES:

- additional charges for modifications or for special orders
- please refer to maintenance sheet on website for cleaning instructions

ORDER GUIDE				
SKU	COLLECTION	KELVIN	METAL FINISH	DIFFUSER FINISH
1505.A0002	Notes NL1 Inwall Night Light	2700K	Brass Brushed Waxed	Alabaster Gold
1505.A0003	Notes NL1 Inwall Night Light	3000K	Brass Brushed Waxed	Alabaster Gold